

Gifts N' Giving Jabbers

A game for self-advocates!



Produced by *The Riot!* (www.theriotrocks.org) at the
Human Services Research Institute (www.hsri.org)

Gifts N' Giving Directions

Object

The object of the game is to help people with intellectual and developmental disabilities think about what gifts and talents they have that they can share with others. After playing the game, players can match up what they have to give with what someone else may need.

It is true that:

- Everyone has something to offer,
- We all have things we may need help with, and
- When we help each other, everyone benefits!

Materials

- One copy of the game card for each player.
- Stickers or a marker, pen, or pencil for each player to mark his or her game card.

Get Ready

- The game can be played with a group of three or more people.
- Set aside at least one hour to allow time to jabber about each item that people are good at. If more than six people are playing, you may need additional time.
- Choose a facilitator to lead the game and keep track of time. The facilitator's job is to read each item, ask questions about how it applies to their lives, and ask for examples from the group. Encourage players to jabber away. Make sure each player gets a chance to share his or her thoughts during the game.
- Make sure that players discuss each item within the time available. Have fun, but watch the clock. Time moves fast once the jabbering starts!

How to Play

Each player gets a game card with 20 pictures in numbered boxes that correspond with things that they could do for someone else. The facilitator, with help from players, chooses a number and reads aloud the corresponding action. Players are encouraged to discuss the action and whether or not it applies to them.

As the jabbering winds down, have players find the number and picture on the game card that goes with the action. Tell players to mark the picture if it is something they can do. This process is continued until each numbered box has been chosen and each action discussed. We recommend saving topic #20 "I can..." for last. Players can mark as many pictures as they like.


At the end of the game, players will have found one or more things they can do for someone else. Players can then develop an action plan to begin giving. Ideally, what people say they can give will be matched up with what others say they need.

Gifts N' Giving Game Card


20 things to think about...

1. I can watch kids or babysit.
2. I can work in a garden or yard. I can help till soil, plant seeds, weed, rake or mow.
3. I can do housework, like vacuuming or washing dishes or laundry, or cleaning up a house.
4. I can bake or cook up some great things to eat for somebody.
5. I have a car so I can give someone a ride now and then.
6. I can help someone with their schoolwork, like math or English or whatever.
7. I can make something for someone (e.g., woodwork, a painting, sewing, knitting).
8. I can teach someone a skill I have (e.g., sewing, fishing, computer, video gaming).
9. I can help take care of someone's pet (e.g., dog, cat, bird, snake, gerbil, lizard).
10. I can help somebody with something they need to do, like pack up and move, organize a party, clean out a garage or some other big thing that needs doing.
11. I can be an advocate and help someone speak up at a meeting or stand up for themselves.
12. I can be a buddy to someone by keeping them company, going out on a walk, going to a movie, going swimming or just talk.
13. I can volunteer to help out with an event in town, like a park clean up day or "Fun Run."
14. I can volunteer to help out with something our group is doing, like a fund-raiser, put out a mailing, make a newsletter or just help out with office work.
15. I can help out with building or repairing something (e.g., building a ramp or shed, home repair, painting).
16. I can volunteer at a soup kitchen or food pantry to serve food to others that are hungry.
17. I play music, so I could play music at a group meeting or event, or be the DJ.
18. I can help someone with their grocery shopping, carry grocery bags and put stuff away.
19. I can show someone how to use public transportation so they can get around.
20. <i>I can...</i>


13




19




10




8




6



14




18




7




5




9




3




12




11



2




20




I can...


16



4



15



1



17

